



# Carrier Pentode

## 4328A and D

(4328A is for replacement purposes only)

5A/136A  
(4328A)  
5A/136D  
(4328D)

### CATHODE.

Indirectly heated Oxide-coated.

Current	0.425	A
Nominal voltage.	7.5	V

### RATING.

Mutual conductance	measured at $V_a 250V$ $V_{g_2} 180V$ $V_{g_3} 0$ $V_{g_1} -5.5V$	2 19	mA/V
Screen grid $\mu$			

### INTER-ELECTRODE CAPACITIES.

Grid to Anode	0.03	pF
Input	6	pF
Output	14	pF

### DIMENSIONS.

	4328A	4328D
Maximum overall length	125 mm.	125 mm.
Maximum bulb diameter	40 mm.	40 mm.
Base	Small American 6 pin	International Octal
Net weight	50 g.	45 g.

### MAXIMUM RATINGS.

Maximum direct anode voltage	250	V
Maximum direct anode current	7.5	mA
Maximum direct screen voltage	180	V
Maximum direct screen current	2.5	mA

**NOTE.**—When this valve is used in series with other valves of a different type, protection should be provided for the heaters at the moment of switching on.

5A/136A  
(4328A)  
5A/136D  
(4328D)

# Carrier Pentode

## 4328A and D



(4328A is for replacement purposes only)

TYPICAL OPERATING CONDITIONS. 5A/136A and D

Anode voltage ...	135	135	135	135	180	180	225	225	250	250	250	250	volts
Screen grid voltage ...	135	135	135	135	135	135	135	135	135	135	135	135	volts
Control grid bias ...	-3	-3	-3	-3	-3	-3	-3	-3	-3	-3	-3	-3	volts
Suppressor grid voltage	0	0	0	0	0	0	0	0	0	0	0	0	volts
Anode current ...	5.4	5.4	5.4	5.4	5.4	5.4	5.5	5.5	5.5	5.5	5.5	5.5	mA
Load resistance ...	20000	60000	60000	100000	40000	100000	60000	100000	60000	60000	100000	100000	ohms
Input voltage ...	3.00	1.60	0.95	1.15	2.70	1.50	1.80	2.70	1.20	2.10	1.50	1.50	peak volts
Output voltage ...	-	-	-	100	75	50	-	175	-	220	-	250	peak volts
Output power ...	250	130	60	-	340	-	425	-	480	110	-	-	mW
Second harmonic ...	22	26	35	33	40	26	27	27	26	30	26	30	db
Third harmonic ...	30	28	45	39	55	28	31	31	30	55	29	43	db

\* Maximum operating conditions



# Carrier Pentode

4328A and D

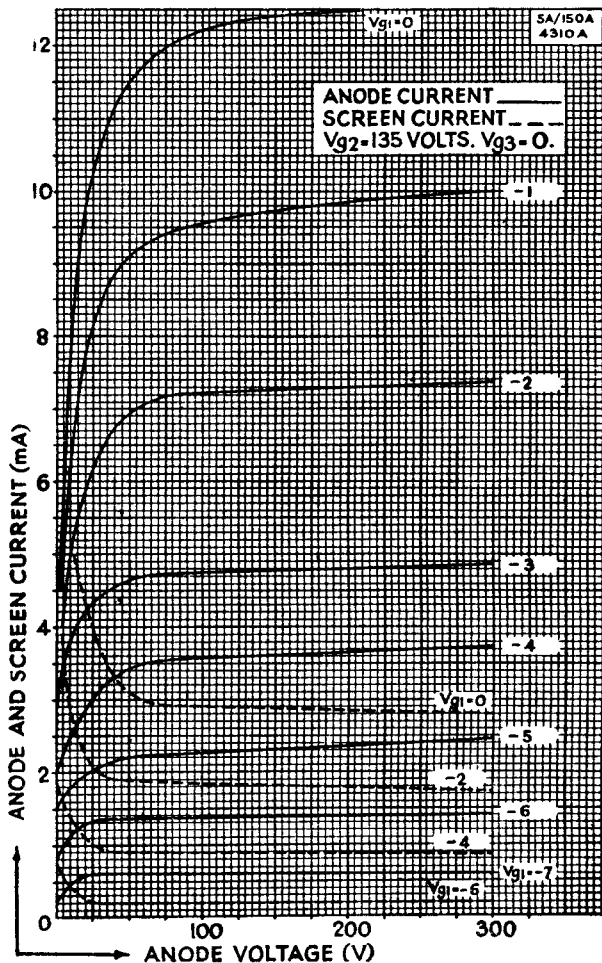
5A/136A

(4328A)

5A/136D

(4328D)

(4328A is for replacement purposes only)



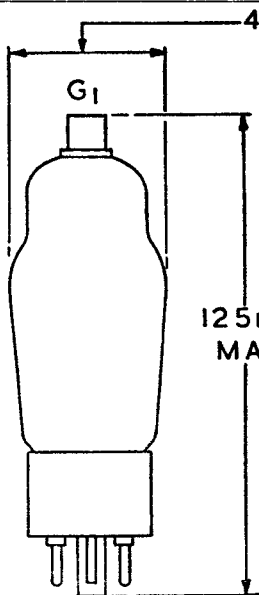
5A/136A  
 (4328A)  
 5A/136D  
 (4328D)

# Carrier Pentode

4328A, and D



(4328A is for replacement purposes only)



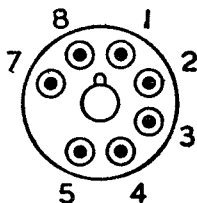
BASING 4328A

- 1 HEATER
- 2 ANODE
- 3 GRID 2
- 4 GRID 3
- 5 CATHODE
- 6 HEATER

MAX. BASING 4328D

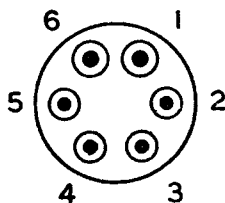
- 1 BLANK
- 2 HEATER
- 3 ANODE
- 4 GRID 2
- 5 GRID 3
- 7 HEATER
- 8 CATHODE

4328D



SMALL SHELL  
 OCTAL

4328A



AMERICAN  
 SMALL SHELL